

Prenoxad[®] Injection

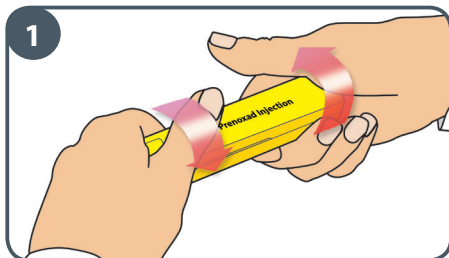
.....naloxone hydrochloride

MARTINDALE PHARMA

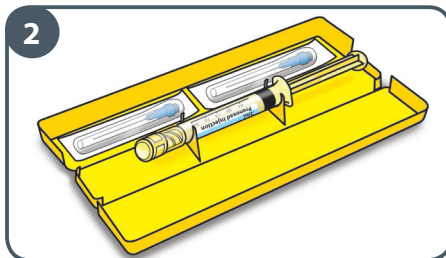
Making lives better

Assembly and Administration Guide

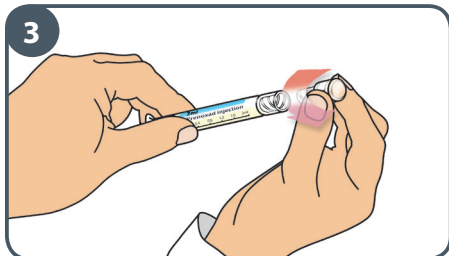
Only to be used as part of the Prenoxad Injection certificated training course.



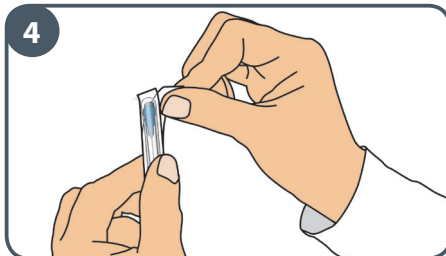
Remove the clear film wrapping by pulling the tear strip on the side of the box. Twist the outer plastic box as shown to break the tamper evident seals and open.



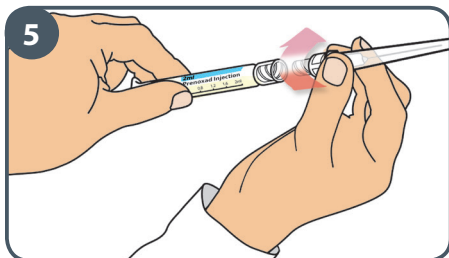
The box contains 1 syringe of Prenoxad Injection and two needles.



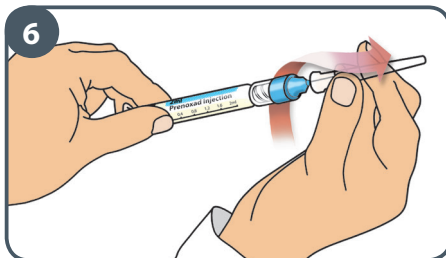
Unscrew the clear plastic top from the syringe.



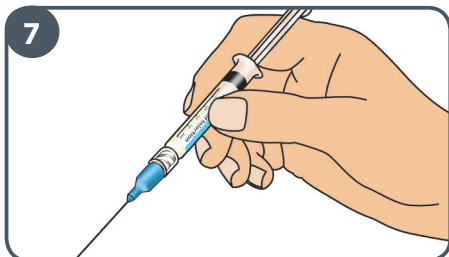
Peel back the backing paper from the needle packet and remove the needle in its protective sheath.



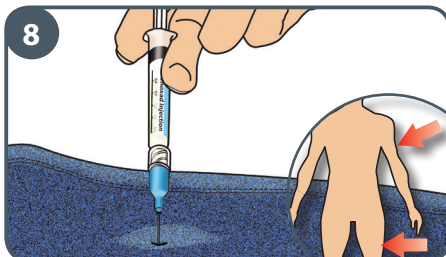
With the needle still in its sheath, screw the blue fitting on to the syringe.



Gently twist the needle sheath and remove it from the syringe.



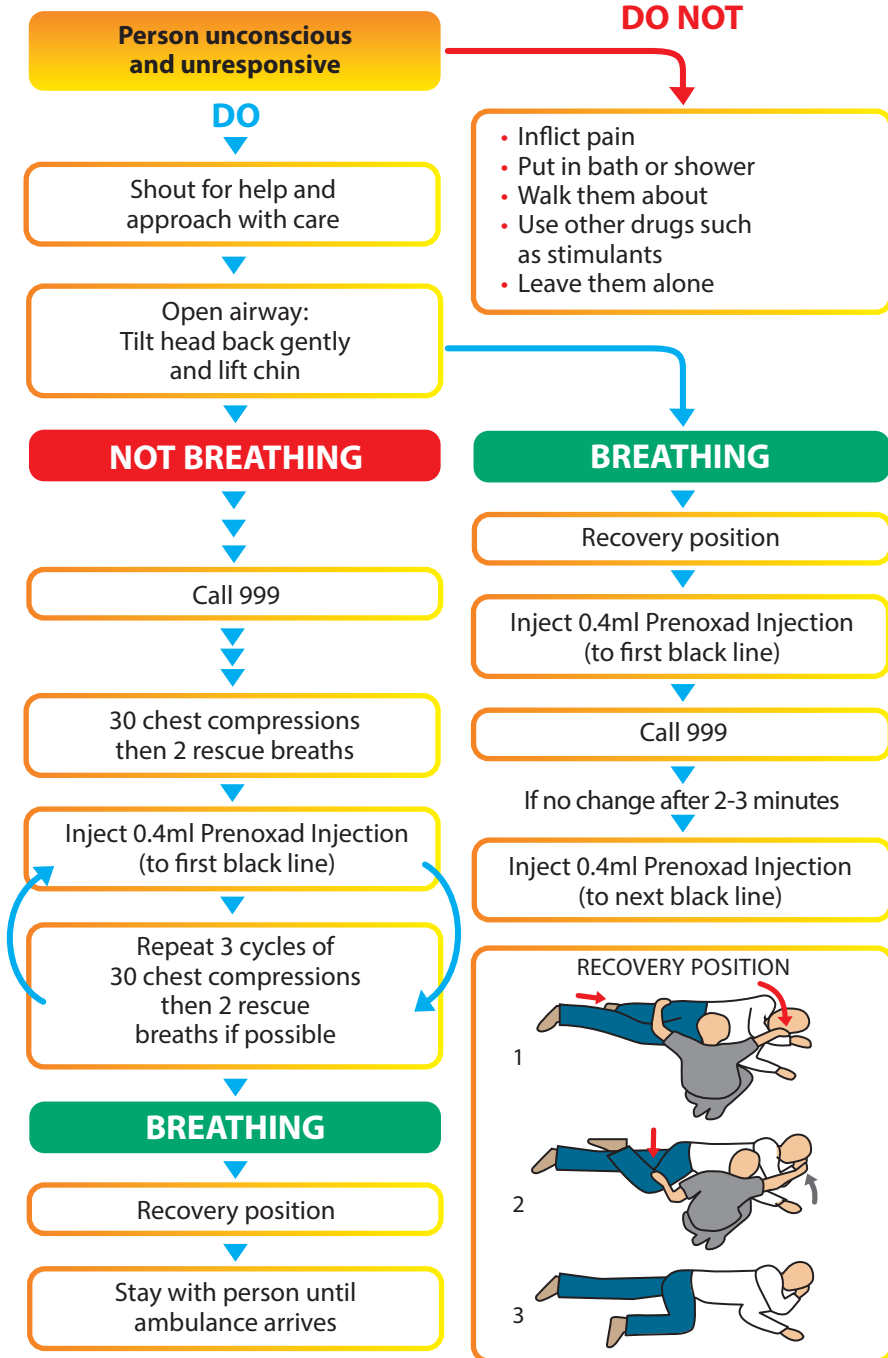
To inject someone who has overdosed, hold the syringe like a pen



Insert the needle into the patient's outer thigh or upper arm, through clothing if necessary, and inject first dose (0.4ml). Withdraw the needle and syringe after each dose.

Get 24/7 information and educational support materials at www.prenoxadInjection.com

Action on finding a potential overdose



Date of preparation: August 2013
Job Code: CRIT/04/2013/117

MARTINDALE PHARMA 
Bampton Road, Harold Hill, Romford, RM3 8UG

D02460